


FEATURES

- Fix / adjustable differential
- Field adjustable set point
- Weatherproof to IP 67
- Internal set point lock
- Rigid construction
- Scale provided

APPLICATION

- Marine applications
- Textile machineries
- Power & steel plants
- Furnace applications
- Oil & Gas, Refineries
- Petro-chemicals & Fertilizers
- Cement & Glass industries
- Railway engines & Turbines

High Accuracy & Repeatability Type



STANDARD SPECIFICATIONS

Repeatability	:	± 0.5 % F.S
Scale accuracy	:	± 1% F.S
Measurement unit	:	bar
Range	:	Refer "Range Table"
Range adjustment	:	External (Standard), Internal (Optional)
Differential	:	Fixed (Standard), Adjustable (Optional)
Mounting	:	Bottom / Panel
Enclosure material	:	Aluminum pressure die cast
Sensing elements	:	SS 316 Diaphragm
Switch	:	1 SPDT Snap action micro switch
Switch rating	:	15A,250 VAC / 0.2A,24 VDC (Standard)
Process connection	:	¼"BSP(F)
Maximum process temperature	:	150 °C
Ambient temperature	:	-10...60 °C
Cable entry	:	PG.13.5 mm
Set point	:	Between 20 to 80 % F.S for better performance
High voltage strength	:	0.5 to 0.6 KV between open contacts and 2 K V between contact and body

RANGE TABLE

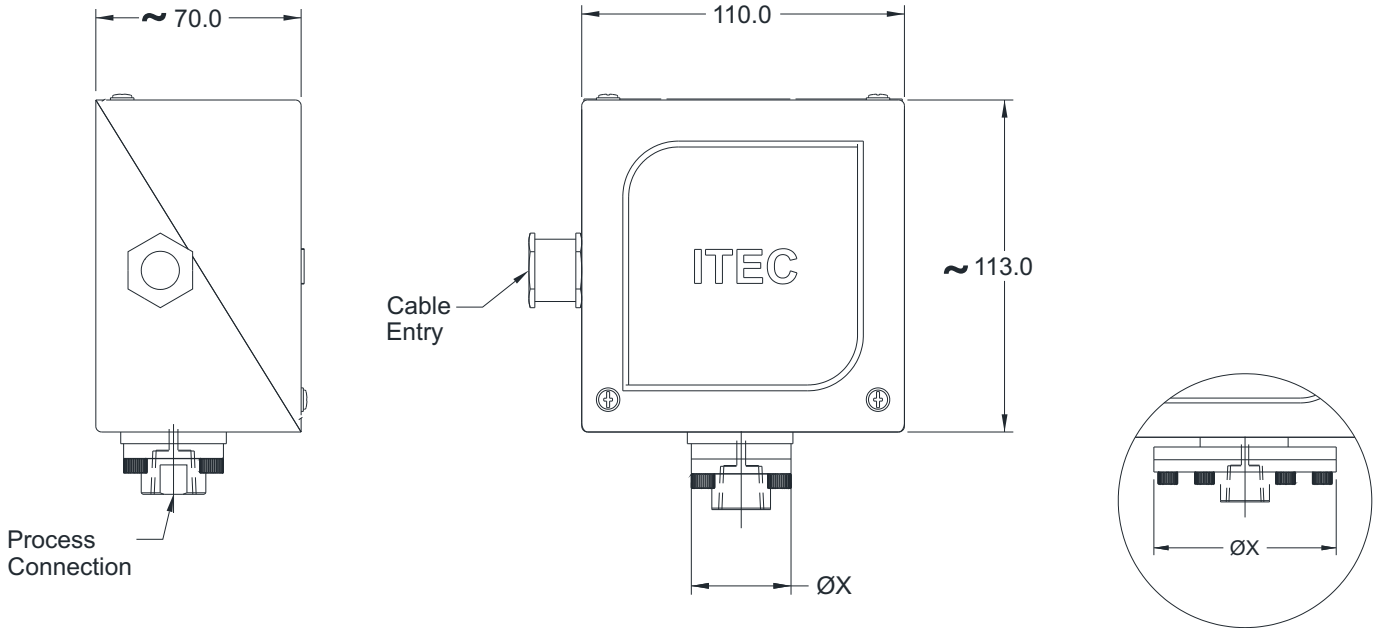
CODE	RANGE	CODE	RANGE
	"mbar"		"bar"
D53	-20...+20	B55	-1...0
D54	-40...+40	B40	-1...+2
D12	3...20	B42	-1...+4
D17	5...60	B04	0.2...2
D19	10...100	B06	0...4
D24	25...250	B07	0.6...6
D29	50...600	B09	1...10
		B11	1...16
		B13	2...25
		B15	2...32
		B16	4...40
		B17	5...60

COMPATIBLE ACCESSORIES

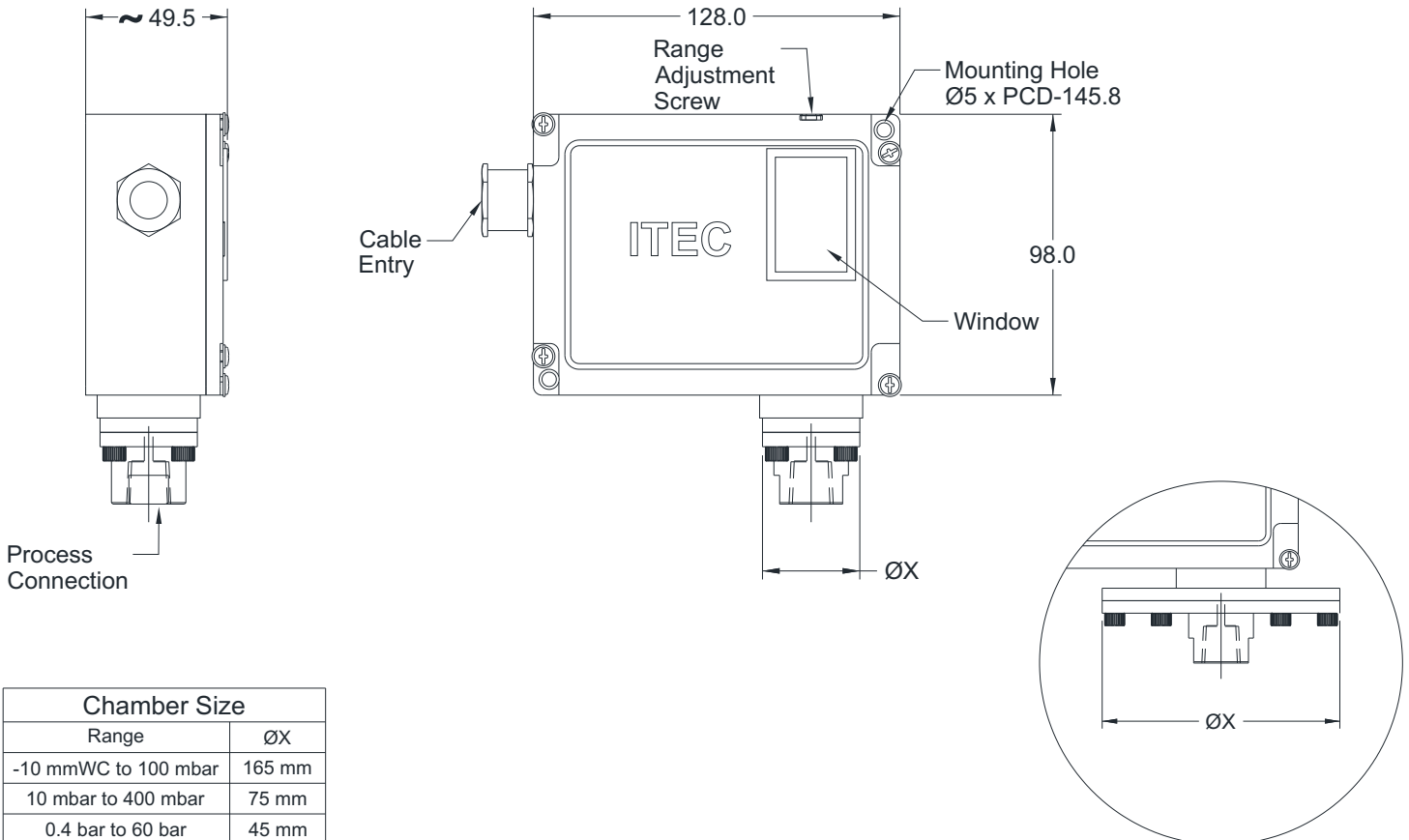
Diaphragm seal Gauge
cock

DIMENSIONAL DRAWING

S0 Internal Range Setting



S1 External Range Setting



Chamber Size	
Range	ØX
-10 mmWC to 100 mbar	165 mm
10 mbar to 400 mbar	75 mm
0.4 bar to 60 bar	45 mm

All dimensions are in mm

MICROSWITCH SPECIFICATION

DESCRIPTION	RATING	RATING	DIFFERENTIAL	TYPE	SWITCH CODE	
	AC	DC			1 No.	2 Nos.
Low deadband / differential	15A/250V, 2A/24V 0.2A/220V	15A/250V, 2A/24V 0.2A/220V	Fix	SPDT	M10	M20
High dead band / differential	15A/250V, 6A/24V 0.25A/220V	15A/250V, 5A/24V 0.03A/220V	Fix / Adjustable	SPDT	M11	M21
Gold plated switch	1A/250V	0.5A/28V	Fix	SPDT	M13	M23
Environmentally sealed silver contact	5A/28V	-	Fix	SPDT	M14	M24
Hermetically sealed silver contact	3A/28V	2A/24V	Fix	SPDT	M16	M26
Hermetically sealed gold contact	1A/125V	-	Fix	SPDT	M17	M27
High DC rating	10A/125V	6A/125V	Fix / Adjustable	SPDT	M18	M28
DPDT	10A/125V, 0.2A/250V	-	Fix / Adjustable	DPDT	M08	-

ORDERING CODES
1. RANGE

Refer "Range Table"

B09
2. CHAMBER MATERIAL

NF AISI 316 SS
NN Monel K-500
NO Hastelloy C-276

NF
3. SENSING ELEMENT MATERIAL

DF AISI 316 SS
DN Monel K-500
DO Hastelloy C-276
D2 PTFE (Teflon)

DF
4. RANGE ADJUSTMENTS

S0 Range adjustments, Internal
S1 Range adjustments, External

S1
5. SWITCHING DIFFERENTIAL

S4 Fixed, 2...5%
S5 Adjustable, 5...12.5%

S4
6. SET POINT

S8 On Raising
S9 On Falling

S8
7. MICROSWITCH TYPE

Refer "Microswitch Specification"

M10
8. CABLE ENTRY

J8 PG 13.5 cable entry
J9 DIN connector
C0 3/4" ET (F)
C1 1/2" NPT (F)
C4 4 Pin Connector
C7 7 Pin Connector

J8
9. PROCESS CONNECTION

02B 1/4" BSP (F)
12B 1/4" BSP (M)
13B 3/8" BSP (M)
14B 1/2" BSP (M)
02N 1/4" NPT (F)
12N 1/4" NPT (M)
14N 1/2" NPT (M)
04N 1/2" NPT (F)
A25 1.5" RF 150#
A26 1.5" RF 300#
A27 1.5" RF 600#
A31 2" RF 150#
A32 2" RF 300#
A33 2" RF 600#

02B
10. OTHER OPTIONS

TB Calibration Certificate
XF AISI 304 SS tag plate
XV Wall mounting bracket
XS Mounting bracket with 2" U-clamp
TC Material test certificate 3.1
KE Cable gland, double compression weatherproof, Ni-plated brass

XX
Ordering Example : S201-B09-NF-DF-S1-S4-S8-M10-J8-02B
NOTES:

1. Except "Standard" connection, other connections are given through adaptors.
2. The option "TC" covers only wetted parts.
3. Cable gland is available in other materials, contact factory.